



SBLV40-12i (12V40Ah)



Applications

- Uninterruptable Power Supply (UPS)
- Electric Power System (EPS)
- Emergency backup power supply
- Emergency light
- Railway signal
- Alarm and security system
- Communication power supply
- DC power supply

Certificates



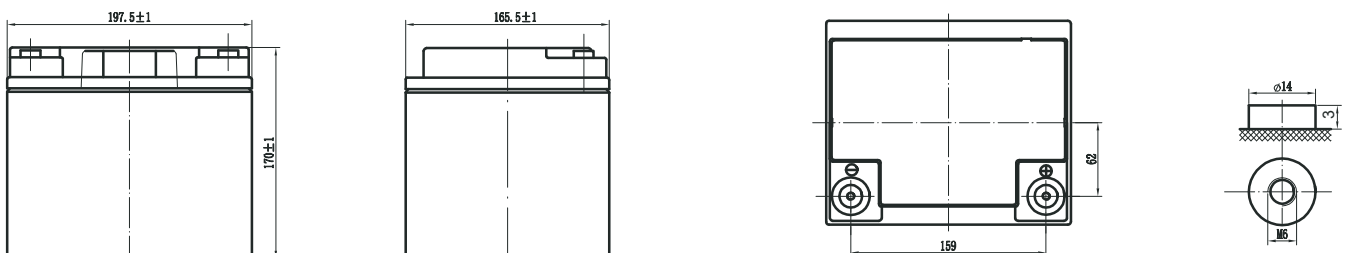
Specifications

Nominal Voltage	12V	Nominal Oper. Temp. R.	20±3°C
Nominal Capacity	40Ah (C ₂₀ , 10.8V)	Cycle Use	Initial Charging Current less than 16.0A. Voltage 14.55V +-1% at 20°C. Temperature Coefficient -30mV/°C
Approx. Weight	12.8kg	Standby Use	No limit on Initial Charging Current. Voltage 13.65V +-1% at 20°C Temp. Temperature Coefficient -20mV/°C
Terminal	M6	Capacity affected by Temp.	40°C 103% 25°C 100% 0°C 86%
Container Material	ABS UL94 HB	Self Discharge	SSB batteries may be stored for up to 6 months at 20°C and then a freshening charge is required. For higher temperatures the time interval will be shorter.
Rated Capacity (25°C)	42.0Ah/2.10A, 20hr, 10.8V 40.0Ah/4.00A, 10hr, 10.8V 37.55Ah/7.51A, 5hr, 10.5V 31.8Ah/10.6A, 3hr, 10.5V 25.9Ah/25.9A, 1hr, 9.6V	Life Expectancy	10-12 years according to EUROBAT
Max. Discharge Current	400A (5s)		
Internal Resistance / Impedance (1kHz)	Approx. 9mΩ		
Operating Temp. Range	Discharge: -20~50°C Charge: -10~50°C Storage: -20~50°C		

Dimensions

■ M6 Terminal

Unit: mm | Dimensions: 197.5 Length X 165.5 Width X 170 Height (170 Height incl. Terminal)



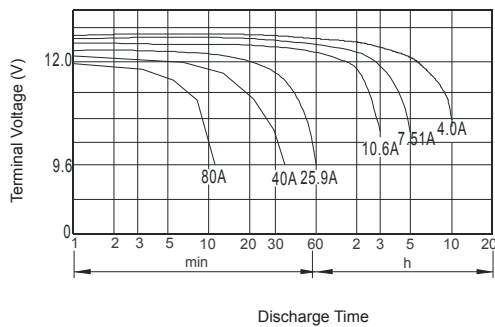
Constant Current Discharge (Amperes) at 20°C

End Point	5min	10min	15min	30min	1h	3h	5h	10h	20h
1.60V/cell	130	90.5	72.7	41.9	25.9	11.3	7.95	4.20	2.25
1.65V/cell	122	86.2	69.1	40.6	25.4	11.1	7.81	4.15	2.22
1.70V/cell	114	81.8	66.5	39.2	24.8	10.9	7.67	4.10	2.18
1.75V/cell	106	77.6	63.0	37.7	24.2	10.6	7.51	4.05	2.14
1.80V/cell	97	73.9	59.2	36.2	23.5	10.4	7.35	4.00	2.10

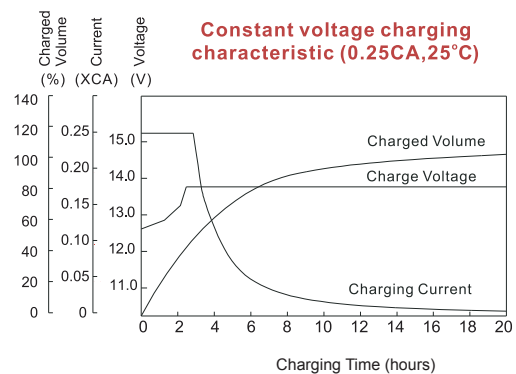
Constant Power Discharge (Watts/cell) at 20°C

End Point	5min	10min	15min	30min	45min	1h	2h	3h	5h
1.60V/cell	236	163	127	83.2	62.2	50.9	28.0	21.5	14.0
1.65V/cell	220	157	124	81.8	61.0	50.2	27.6	21.2	13.8
1.70V/cell	204	150	121	79.3	59.8	49.3	27.1	20.8	13.6
1.75V/cell	186	143	117	76.8	58.6	48.5	26.7	20.5	13.4
1.80V/cell	177	135	113	74.3	57.4	47.7	26.3	20.1	13.3

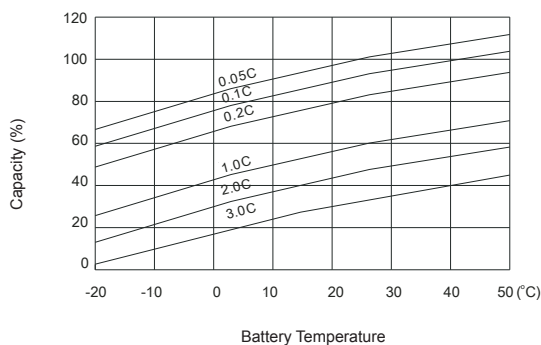
Discharge Characteristics



Float Charging Characteristics



Temperature Effects in Relation to Battery Capacity



Effect of Temperature on Long Term Float Life

